

Premium Interior Emulsion

The Product

Eureka Paints Premium Emulsion is a high range acrylic base smooth interior wall finish, that provides a rich & elegant look to the walls

Key Features

- Eureka Paints Premium Emulsion provides a smooth and rich finish to interior walls. It is specially formulated to impart excellent durability to the paint film, giving your walls that 'fresh look' for years.
- It provides a relatively cleanable surface with mild soap solution.
- The paint film is also fungus and mildew resistant.

Substrate Suitability













Eureka Paints Premium Emulsion is compatible to the following substrates - P O P, Gypsum, Gypsum board, false ceilings, asbestos sheets, concrete, plaster etc.

How To Use

Surface Preparation

Apply 2 coats of Premium Emulsion for re-painting and 3 coats for fresh surface painting as given Below

Application System

Product	Application Tool	Thinner	Dilution % (by vol)	Application Viscosity (sec)	Recoat* Period (hrs)
Sand the surface with Emery paper 180 and wipe clean with cloth					
Eureka Paints IWP Interior waterbase Acrylic Primer (Optional)	 Brush  Spray	Water Water	60-70% 70-75%	30-40 20-25	3-4hrs 3-4hrs
Eureka Paints Poly Plast Acrylic Putty	 Putty Knife  Spray	Water	As required	N.A.	4-6
Sand down with Emery Paper 180 and wipe clean					
Eureka Paints IWP Interior Waterbase Acrylic Primer	 Brush,  Spray	Water Water	60-70% 70-75%	30-40 20-25	3-4hrs 3-4hrs
Sand with Emery paper 320 and wipe clean with cloth					
1st Coat Eureka Paints Premium Interior Emulsion	 Brush,  Roller,  Spray	Water Water Water	60-70% 60-70% 70-75%	20-30 20-30 20-25	3-4 hrs 3-4 hrs 3-4 hrs
2nd Coat Eureka Paints Premium Interior Emulsion	 Brush,  Roller,  Spray	Water Water Water	60-70% 60-70% 70-75%	20-30 20-30 20-25	3-4 hrs 3-4 hrs 3-4 hrs

* Recoat period is quoted for 25° C at 50% relative humidity - may vary under different conditions.

Premium Interior Emulsion

Technical Data

1)	Covering**	On smooth primed masonry surface by brushing: 1 coat: 26-30 sq mtr/ltr 2 coats: 14-16 sq mtr /ltr
2)	Drying Time	Surface Dry time ~10-15 minutes
3)	Volume Solids	35+/-2
4)	Weight Per Ltr	1.40+/-0.05
5)	Gloss/Sheen Levels	0-4 on glass plate at 60°- Matt finish with slight sheen
6)	Viscosity	106Ku+/-2
7)	PH	8 to 9
8)	Shelf Life	Minimum 1 year from date of manufacture in original tightly closed containers away from direct sunlight and excessive heat.
9)	Pot Life	Use within 24 hrs

** Actual coverage may vary on factors such as substrate porosity, method of application etc.

Precautions

Before Use

- Do not overdilute or over extend the brush
- Stir Well Before Use

Post Application

For removing stains, sponge clean with a mild soap solution and wipe clean. Ensure a drying time of 1 week before cleaning. No rigorous scrubbing

Safety

Please refer to detailed MSDS of Eureka Paints Premium Interior Emulsion for detailed information on safe handling of product.



Pack Sizes & Shade Range

Pack size availability:

1ltr, 4ltr, 10ltr, 20ltr

Available in Large Shade Range